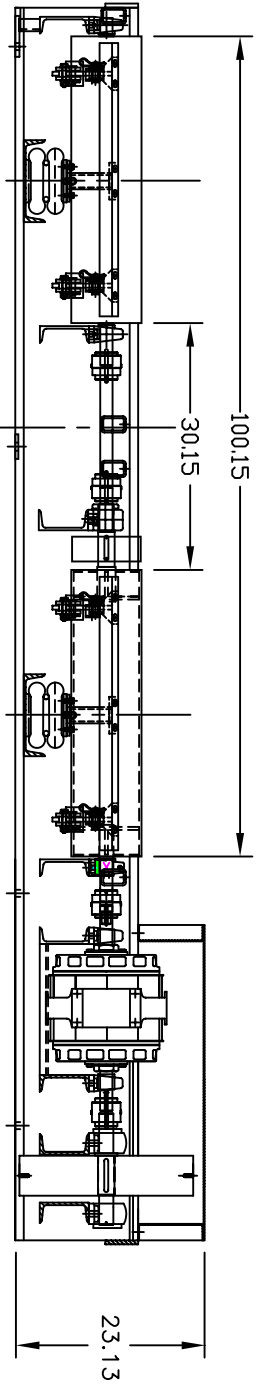
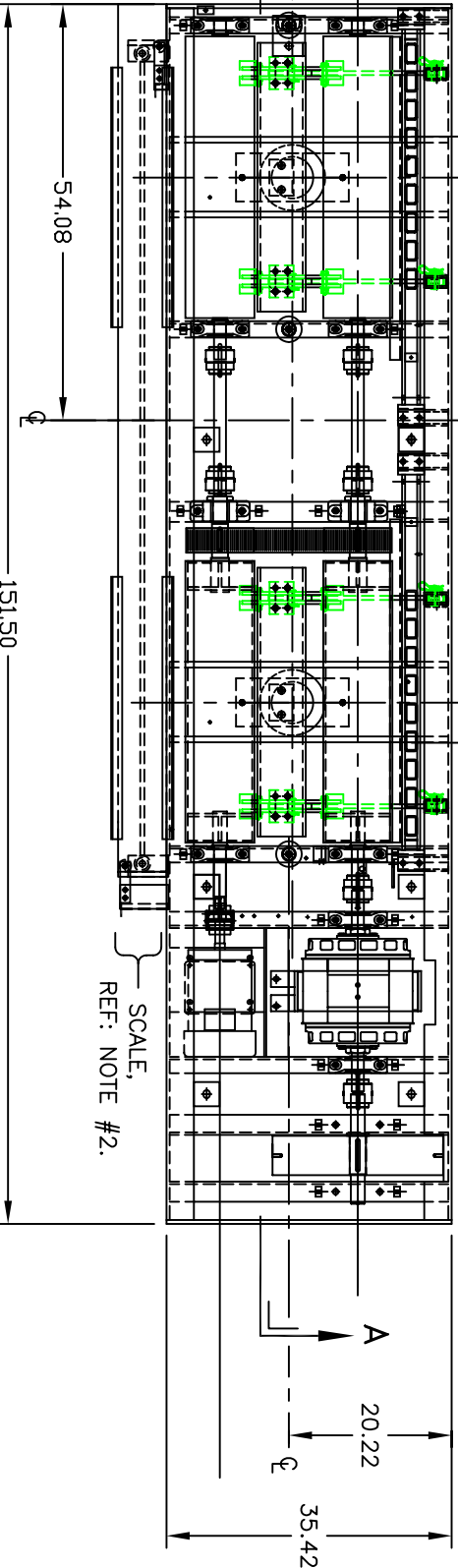
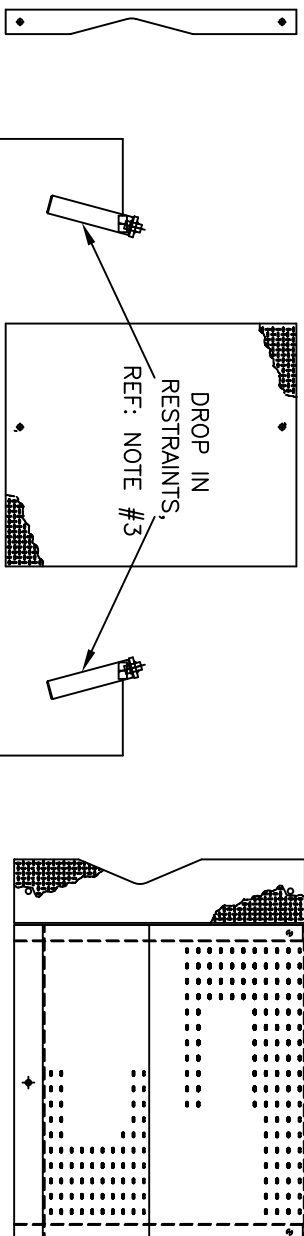


VEHICLE
DIRECTION



NOTE:

- 1) ALL DIMENSIONS ARE FOR REFERENCE ONLY.
- 2) DYNO IS SHOWN WITH SCALE. SCALE IS OPTIONAL.
- 3) DROP IN RESTRAINTS ARE AN OPTION. ONLY INTENDED FOR ASM TESTING.

REV	ECN	REVISION	BY	DATE
C	0570	NOTE #2 & #3 ADDED	JSV	26OCT98
B	0550	UPDATED DWG	JSV	15SEP98
A	0434	RELEASE	JMM	24NOV97

		MUSTANG DYNAMOMETER 2300 PINNACLE PKWY., TWINSBURG, OH 44087	
DO NOT SCALE DRAWING	TITLE:	MD-ASM-97-CA-HP CONCEPTUAL	
UNLESS OTHERWISE SPECIFIED	DRAWN:	DATE:	SCALE:
TOL. .XX # ANGULAR #	JMM	24NOV97	1/24
	SIZE:	DWG. NO.	SH OF
	A	20013773	1 1
			REV. C

1 2 3 4 5 6 7 8 9 10

A B C D E F G